



KONICA MINOLTA

DIRECT DIGITIZER

REGIUS MODEL 110



The essentials of imaging



COMPACT & SPEEDY

DIRECT DIGITIZER

REGIUS

MODEL 110



I M A G I N I N G



More Accessible

Sophisticated, exquisite form.

Space-saving design in a compact size.

Sufficient throughput for higher department efficiency.

Dramatically evolved new Regius

maintaining high-quality diagnostic images.

A CR that is this accessible is hard to find.



COMPACT & SPEEDY

On the very day of introduction, new workflow starts.
It's the dawn of a clean, comfortable,
and human- and environment-friendly new life
without having to work in a darkroom,
exchange liquid waste, or clean the process tank.

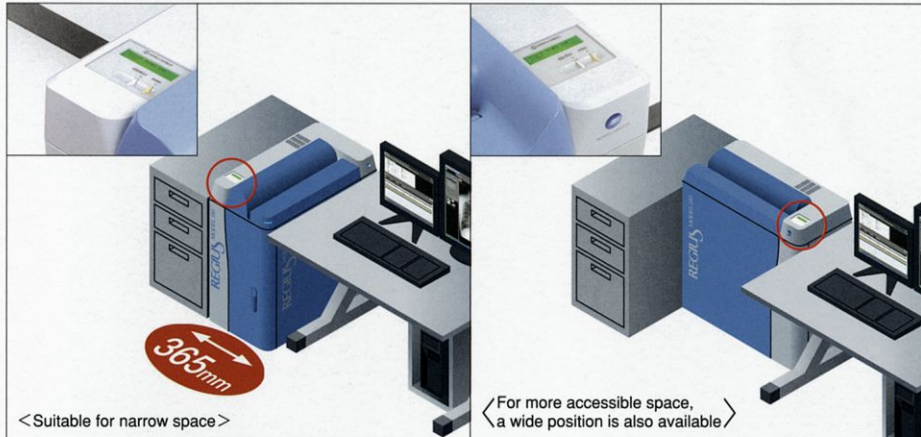


The Slim,

READER

Flexible Placement Options

Operation panel location is adjustable at the user facility.



Compact Body Accepts a Variety of Work Styles

Compact Design with the Smallest Depth of 365mm

The Regius Model 110 features an astonishingly compact design with a footprint of only 0.27m². The two-way setting method allows selection of two patterns of layout depending on the use environmentally friendly. These proposals prove that we truly understand customer use environments.



Entirely Simple, Comfortable Operability

The Regius Model 110 allows for easy operation with the simple installation of an exposed cassette. The height of the cassette slot is 710 mm. Easy cassette installation is achieved. Continue to use existing cassettes for the Regius 170/190 as exposure cassettes.

*Only cassette & plate which was produced after April, 2004 can be used.



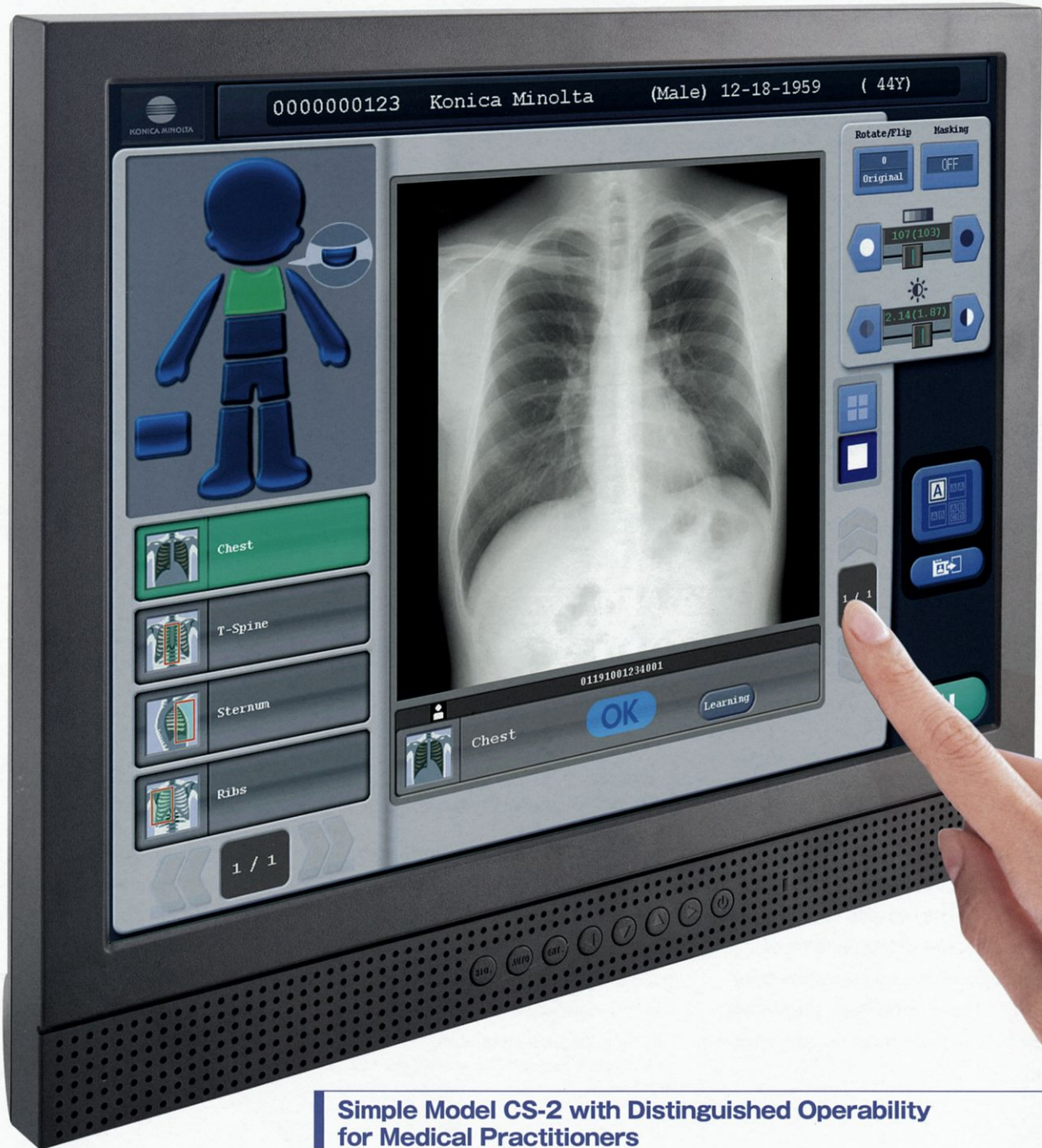
Compact, Speedy, and Powerful

The Regius Model 110 delivers processing performance of 80 sheets/hour, achieving a high-speed processing cycle of 45 seconds/plate.

This is the smallest, top-of-the-line Regius model with both compact design and high performance.



COMPACT & SPEEDY



all

Simple Model CS-2 with Distinguished Operability for Medical Practitioners

This Regius console features a user-friendly screen layout with intuitive, easy operability and a body shaped icon. The image-processing functions provide optimal images by body part. In addition, the unit stores information on adjusted image density and contrast, automatically customizing the finished images to suit the customer's needs.

C O N S O L E

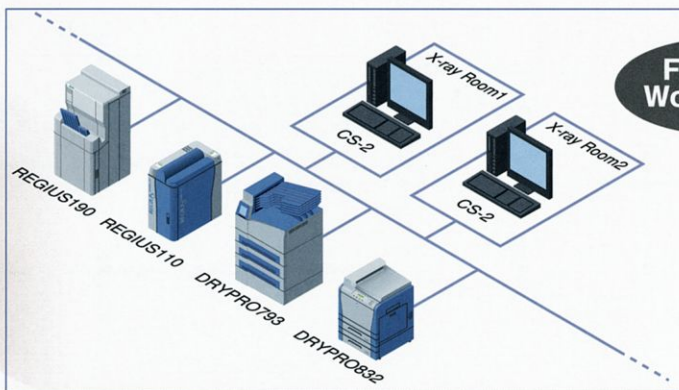
Professional Model CS-3 with User Customization Function

This is a high-end model with a multi-reader connection structure and an exposure condition key edit function. With user tools, execute such editing tasks as adjusting the image processing settings and output condition settings by body part. Abundant options and functions such as long integrated processing and coordination with X-ray equipment are also available.



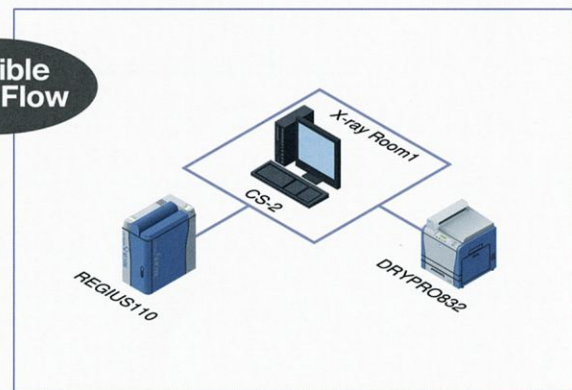
Our numerous console variations enable customers to use the Regius Model 110 as needed for complete customer satisfaction.

Any configuration will be available.



■ **For handling over-flow patient**
Regius 110 will be fully compatible with your existing console. It will provide true redundancy.

Flexible Work Flow



■ **For new introduction of CR**
We recommend one (1) unit of Regius 110 is connected one (1) unit of Drypro 832. This is a powerful yet simple configuration.

Direct Digitizer REGIUS MODEL 110

■ Exposure Size

14"×17" / 14"×14" / 11"×14" / 10"×12" / 8"×10"
18×24cm / 24×30cm / 15×30cm and other sizes

■ Sampling Pitch

2 types: 87.5 μ m / 175 μ m

■ Maximum Resolution

4020×4892 (14"×17" / 87.5 μ m)

■ Digital Gradation Level

4096 levels (12bit)

■ Processing Capacity

approx. 80 plates / hour (14"×14" / 175 μ m)

■ Cassette Feed / Load Time or Cassette Cycle Time

approx. 45 seconds (14"×14" / 175 μ m)

■ Outer Dimensions / Weight

W740 × D365 × H747mm / approx. 100kg

■ Power Consumption

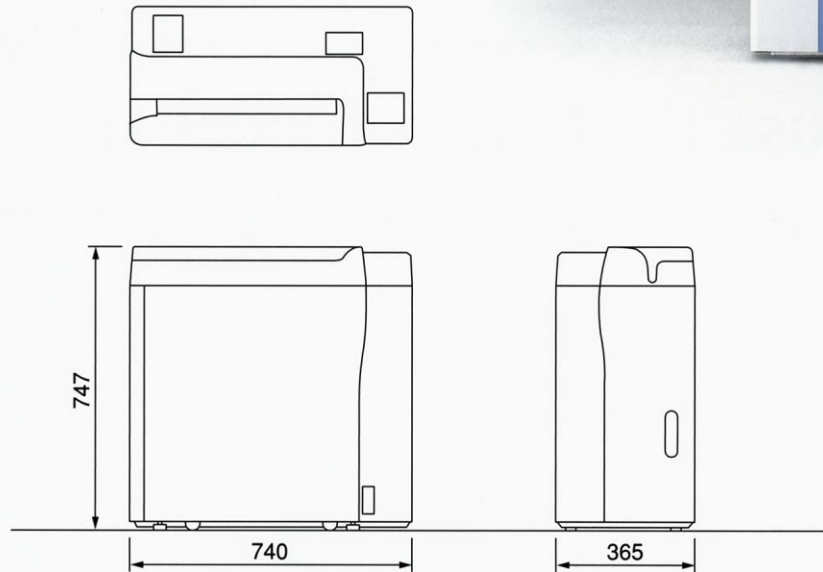
AC100 / 110 / 115 / 120 / 200 / 220 / 230 / 240 V \pm 10%
50 / 60 Hz approx. 0.8kVA

■ Operating Conditions

Temperature:15-30°C
Humidity: 35-80%RH (no condensation)



REGIUS MODEL 110 Outer Dimensions



Unit: mm 1/20 scaled

★Specifications are subject to change without prior notice.



KONICA MINOLTA

KONICA MINOLTA MEDICAL & GRAPHIC, INC.

No.1, Sakura-machi, Hino-shi, Tokyo, 191-8511, Japan

Distributed by :